

Service and Repairs

Your SEKONDA watch is guaranteed against defects in materials and workmanship for a period of 2 years from the date of purchase. During this period, we will exchange or repair, at our discretion, any defective components free of charge.

IMPORTANT - Not covered by Guarantee

1. Batteries, straps and bracelets.
2. Damage caused by accident, misuse or lack of care.
3. Water penetrations except in watches marked as "Water Resistant"
4. General wear and unauthorised repair.

SERVICING AND REPAIRS UNDER GUARANTEE

Please post your watch, together with the Retailer's Sales Receipt or proof of purchase, the completed Guarantee slip, and a brief note to explain the nature of the fault, by Registered Post or Recorded Delivery to the address shown. Do not send the presentation box as this will NOT be returned.

SERVICING AND REPAIRS OUTSIDE OF GUARANTEE

Available at a reasonable charge after an estimate has been sent by T.P. (UK) Ltd. Send your watch to us by Registered Post or Recorded Delivery to the address shown.

Important Note

It is important to identify your watch correctly. If, after reading this Instruction Guide, you have any further questions regarding the use, operation or adjustment of your watch, please call us during office hours on 0116 288 2500.

T.P. (UK) Ltd, Alexander House, Chartwell Drive, Wigston, Leicester LE16 2EZ United Kingdom.

SEKONDA

Instruction Guide
and
2 year Guarantee

IS42

Water Resistance

If your watch is water resistant, it will clearly state "Water Resistant" or have a static water pressure indication (e.g. "30/50/100/200 metres") on the dial and/or case back. If it is not marked as water resistant, it should not be allowed to come into contact with water or be worn in conditions that could expose it to moisture (e.g. washing, heavy rain etc.). Certain chemicals in water may damage the watch seals. To maintain water resistance, we recommend that your watch is serviced and re-sealed at least every 12 months by T.P. (UK) Ltd.

IMPORTANT

Buttons must not be operated while in contact with water.

WATER RESISTANT or RESISTANT TO 30 METRES

Suitable for normal everyday use and will resist exposure to splashes and rain; it is NOT designed to be used whilst bathing or swimming.

WATER RESISTANT TO 50 METRES

As 30 metres plus bathing or swimming.

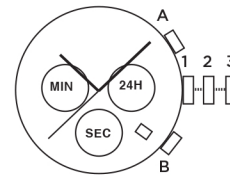
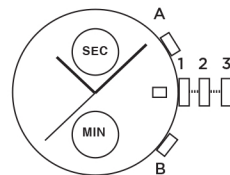
WATER RESISTANT TO 100 METRES

As 50 metres plus pool side diving and snorkelling, but not high board or scuba diving.

WATER RESISTANT TO 200 METRES

As 100 metres plus scuba diving, but not high board diving.

2 eye and 3 eye chronograph with date



2 eye and 3 eye chronograph with date

Resetting the chronograph function:

- Before setting the time please check that all chronograph hands are at the "0"/"12 o'clock position.
- To reset the hands to the "0"/"12 o'clock position press the buttons on your watch in the following sequence:
 1. If the chronograph is counting then press 'A' to stop the chronograph and then 'B' to reset back to "0".
 2. If split timing is displayed then press 'B' then 'A' followed by 'B' again to reset.
- Always push the crown back to position "1" once the above has been completed.

* Instructions continued overleaf.

GUARANTEE

PLEASE USE BLOCK CAPITALS

NAME

ADDRESS

POST CODE

DAYTIME TELEPHONE NUMBER

IMPORTANT

This guarantee slip should be retained by the owner of the product and should be sent to Timeproducts (UK) Ltd, together with the product and £6 to cover the handling and postage when service under Guarantee is required.



GUARANTEE

DATE OF PURCHASE:

Retailers stamp if required or full name and address:

2 eye and 3 eye chronograph with date

Setting the time:

* The chronograph measurement must be stopped before the time can be set.

1. Pull the crown out to position '2'.
2. Turn the crown clockwise until the previous date is displayed.
3. Now pull the crown out to position '3' and adjust the hands to the desired time.
4. Push crown back to position '1'.

* Do not attempt to set the date between 9:00 PM and 1:00 AM as the date change cycle is already in progress.

2 eye and 3 eye chronograph with date

Using the stop watch/chronograph feature:

* The chronograph measurement can time up to 60 minutes.

Standard measurement:

1. Press 'A' to start the chronograph timing, then press 'A' to stop the timing.
2. Press 'B' to reset the chronograph.

Accumulated elapsed time measurement:

1. Press 'A' to start timing, then press 'A' to stop the timing.
2. Restart the timing by pressing 'A' as many times as required.
3. Press 'A' to stop the chronograph and 'B' to reset.

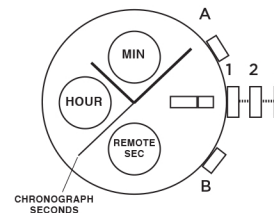
2 eye and 3 eye chronograph with date

Using the stop watch/chronograph feature continued:

Split time measurement:

1. Press 'A' to start the timing, then press 'B' to split the timing.
2. Press 'B' to release the timing as many times as required.
3. Press 'A' to stop the chronograph timing.
4. Press 'B' to reset the chronograph.

3 eye chronograph with day and date



* Do not attempt to set the day between 11.15 PM and 6.00 AM as the day/date change cycle is already in progress.

* The chronograph measurement can time up to 4 hours, 59 minutes and 59 seconds.

Please refer to the previous chronograph sections for function. Note that the 'split time measurement' function is not included for the '3 eye chronograph with day and date'.

3 eye chronograph with day and date

Setting the time:

1. Pull the crown out to position '3' and adjust the hands to the desired time.
2. Push crown back to position '1'.

Setting the date:

1. Pull the crown out to position '2'.
2. Turn the crown anti-clockwise to set the date.
3. After the date has been set push the crown back to position '1'.

* Do not attempt to set the date between 9:00 PM and 1:00 AM as the date change cycle is already in progress.

Setting the day:

1. Pull the crown out to position '2' and turn the crown clockwise until the desired day is set.
2. After the day has been set, push the crown back to position '1'.

Please attach the receipt or proof of purchase; failure to attach these may invalidate this Guarantee. This Guarantee does not affect your statutory rights.

IS42/08-2019